Published by

British Journal of Contemporary Research

BEXFORD PUBLISHING

Public Health Delivery, Infectious Disease Controls, and Clinical Diagnostic Standardization in Emerging Economies: A Systematic Review

Review Article | Volume 1 | Issue 6 | 2026 | Article Number: 100

Accepted: 04 November 2026 | Published: 23 November 2026 | ISSN: 2979-8582 (Online)

Crossref : **https://doi.org/10.67693/BJCR-8V9EEUUX**

Dr Soumya A R

Consultant Periodontist and Oral Implantologist, India

Correspondence: Dr Soumya A R, soumyaar267@gmail.com

Abstract

Public health systems across developing nations face an escalating dual burden characterized by persistent endemic infectious contagions and surging chronic metabolic non-communicable diseases. This systematic review delivers an exhaustive, multidisciplinary evaluation of public health delivery architectures, infectious disease interventions, clinical laboratory diagnostic standardization, digital health telemetry, and facility operational efficiencies in resource-constrained environments. Drawing upon empirical datasets, cohort investigations, and methodological trials from healthcare institutions across Africa, the Middle East, and South Asia, this review synthesizes key epidemiological paradigms across adolescent human immunodeficiency virus (HIV) antiretroviral therapy adherence, the pathophysiological syndemic of tuberculosis in diabetic cohorts, individualized protocols for non-severe dengue, and antimicrobial surveillance of opportunistic pathogens such as Moraxella catarrhalis and Treponema pallidum. Crucially, we examine the systemic diagnostic vulnerabilities arising from non-standardized rapid point-of-care assays, demonstrating the substantial error rates of uncalibrated slide agglutination tests and urine dipsticks compared to culture benchmarks, while highlighting the clinical necessity of establishing population-specific clinical reference intervals under international Clinical and Laboratory Standards Institute guidelines. Furthermore, the synthesis demonstrates how emerging mobile health (mHealth) communications, wearable biometrics, and artificial intelligence-driven respiratory ventilator monitoring enhance frontline care. Utilizing non-parametric Data Envelopment Analysis (DEA) modeling, we map technical efficiency frontiers across healthcare delivery tiers, revealing how centralized tertiary resource misallocation exacerbates primary care equity deficits. Finally, a five-pillar operational policy roadmap is established to guide infrastructure investment, diagnostic quality assurance, and fiscal health financing toward achieving the World Health Organization 2030 Universal Health Coverage milestones.

Keywords: Public Health Delivery, Infectious Disease Syndemics, Clinical Diagnostic Standardization, Rapid Point-Of-Care Testing, Population Reference Intervals, Digital Health Telemetry, Data Envelopment Analysis, Health System Equity, Universal Health Coverage

© 2026 The Authors. Published by Bexford Publishing Ltd

1. Introduction and Global Epidemiological Landscape in Emerging Economies

The delivery of equitable, high-quality, and resilient healthcare services remains one of the most formidable governance and scientific challenges confronting developing economies across the Global South. Over the preceding two decades, global health initiatives have driven marked reductions in maternal and child mortality, expanded antiretroviral coverage for human immunodeficiency virus (HIV), and strengthened surveillance frameworks for major communicable pathogens. However, emerging nations currently face an unprecedented epidemiological transition characterized by an aggressive double burden of disease (World Health Organization [WHO], 2023). Within this precarious landscape, longstanding infectious scourges—including tuberculosis, malaria, waterborne diarrheal outbreaks, viral fevers, and sexually transmitted infections—persist amidst severe infrastructure constraints, even as chronic non-communicable diseases (NCDs) such as type 2 diabetes mellitus, cardiovascular pathologies, hypertensive crises, and oncology cases expand at exponential rates across both urban and rural demographics.

This epidemiological convergence is not merely additive; rather, it manifests as a series of complex syndemics, wherein mutually reinforcing biological interactions between infectious agents and chronic metabolic disorders exacerbate clinical vulnerability, complicate diagnostic discernment, and accelerate clinical deterioration (Onuoha-Ojeamiren et al., 2026; Thearawiboon et al., 2024). In low- and middle-income nations, the institutional architecture of public health delivery frequently lacks the infrastructural elasticity, diagnostic equipment, and fiscal resources necessary to manage such complex multi-morbidities simultaneously. Public healthcare facilities in these settings operate under conditions of chronic resource scarcity, characterized by severe shortages of trained pathology staff, fragile supply chains subject to reagent stock-outs, unreliable cold-chain logistics, and an absence of standardized quality assurance frameworks (Bassey et al., 2026; Inegbenosun, 2026). Consequently, primary health clinics frequently rely on outdated, highly erratic diagnostic tests, while tertiary hospitals become paralyzed by overwhelming patient volumes seeking advanced interventions for conditions that could have been identified and mitigated at the primary care level.

Compounding these clinical hurdles are profound systemic diagnostic inequities. Diagnostic medicine constitutes the foundational keystone of evidence-based patient management; therapeutic interventions initiated without rigorous diagnostic verification inevitably compromise patient safety, drive healthcare expenditures, and accelerate the emergence of antimicrobial resistance (Akeredolu et al., 2026; Obieze et al., 2026). Nevertheless, across vast swathes of emerging economies, clinical diagnostic decision-making remains heavily compromised by two overarching vulnerabilities: the widespread commercial deployment of uncalibrated, substandard rapid point-of-care (POC) test cassettes, and the near-universal reliance on clinical reference intervals derived exclusively from Western, Caucasian cohorts (Onuoha et al., 2026). When local pathology laboratories interpret patient hematological, biochemical, and immunological parameters against imported reference standards without localized clinical validation, diagnostic misclassification occurs systematically, generating severe therapeutic errors, inappropriate pharmacological interventions, or catastrophic diagnostic delays (Clinical and Laboratory Standards Institute [CLSI], 2010; Kumar et al., 2024).

Furthermore, health system performance in developing settings is severely constrained by structural inefficiencies in resource allocation and health financing. While modern tertiary teaching hospitals absorb the overwhelming majority of national public health appropriations to maintain advanced surgical and acute care infrastructure, rural primary healthcare centers (PHCs) and community health posts languish without basic diagnostic dipsticks, essential antimicrobials, or electricity (Onukpousi et al., 2026; Yousef et al., 2023). This misallocation fosters severe operational inequities, forcing impoverished households to absorb crippling out-of-pocket medical expenditures that frequently plunge vulnerable families into deeper

© 2026 The Authors. Published by Bexford Publishing Ltd

financial impoverishment (Inegbenosun, 2026; WHO, 2023). While emerging technological solutions—ranging from mobile health (mHealth) outreach platforms and telemedicine to artificial intelligence-enabled respiratory monitoring—offer transformative potential to bridge the physical and diagnostic divide between urban tertiary centers and remote rural clinics (Boniface et al., 2026; Boregowda et al., 2025), their sustainable deployment requires a harmonized operational architecture grounded in empirical validation.

The overarching objective of this systematic review is to synthesize contemporary empirical evidence across public health delivery, infectious disease containment, clinical diagnostic standardization, digital telemetry, and facility operational efficiency. By examining clinical cohort studies, diagnostic accuracy trials, immunological investigations, health facility economic evaluations, and policy frameworks from diverse developing health jurisdictions, this review addresses four core research questions: (1) How do syndemic disease interactions and psychosocial barriers impact infectious disease control and treatment adherence in emerging economies? (2) What is the diagnostic performance gap between ubiquitous rapid point-of-care screening tests and formal laboratory reference standards, and how can population-specific reference intervals be established? (3) In what ways can digital technologies and machine learning architectures be integrated into frontline public health delivery without destabilizing primary care workflows? (4) How can non-parametric frontier efficiency modeling inform health financing reform and resource reallocation to advance universal health coverage? Through an integrated, cross-disciplinary methodology, this review formulates a five-pillar strategic policy roadmap to transform public health delivery into an equitable, resilient, and standardized system.

2. Infectious Disease Controls and Syndemic Management Protocols

2.1 Adolescent HIV Antiretroviral Therapy Adherence and Retention Strategies

Human immunodeficiency virus (HIV) remains a catastrophic public health crisis across sub-Saharan Africa, where adolescents and young adults represent a uniquely vulnerable demographic experiencing disproportionately high rates of virological failure, treatment default, and disease progression. While the rollout of highly active antiretroviral therapy (HAART) has transformed HIV infection from a terminal diagnosis into a manageable chronic pathology, sustaining lifelong therapeutic adherence among adolescents living with HIV/AIDS (ALHIV) presents extraordinary clinical and behavioral complexities (Awosemusi et al., 2026; Edeh et al., 2026). Clinical cohorts indicate that maintaining viral suppression requires an antiretroviral adherence threshold exceeding 95%; however, empirical assessments across secondary and tertiary medical facilities reveal that adolescent adherence frequently deteriorates below 65%, catalyzing the emergence of drug-resistant viral strains and opportunistic systemic infections.

Recent descriptive cross-sectional investigations into adolescent cohorts demonstrate that adherence failures are rarely attributable to individual negligence alone; rather, they stem from a confluence of structural, psychosocial, and clinic-based impediments (Awosemusi et al., 2026). Severe socio-cultural stigmatization within school and community environments compels young patients to conceal their serostatus, leading to deliberate dose skipping when in the presence of peers. Furthermore, treatment fatigue associated with lifelong daily pill burdens, complicated dosage schedules, unpleasant pharmacological side effects, and inadequate nutritional support severely undermines treatment self-efficacy. At the institutional level, public health facilities frequently lack dedicated adolescent-friendly consultation spaces, forcing youth to navigate adult clinics characterized by intimidating administrative queues, compromised confidentiality, and punitive clinical interactions (Awosemusi et al., 2026; Meyeyin-Bala, 2026). Communication approaches by intervention agencies often rely on generic public messaging rather than tailored, peer-supported behavioral frameworks, leaving adolescents without the resilience

© 2026 The Authors. Published by Bexford Publishing Ltd

needed to maintain chronic treatment (Edeh et al., 2026). Mitigating these deficits necessitates multi-faceted interventions, including decentralized adolescent peer-support clubs, school-based anti-stigma campaigns, digital medication reminder mechanisms, and the accelerated transition to once-daily, low-toxicity fixed-dose combination antiretroviral regimens.

2.2 Tuberculosis-Diabetes Mellitus Co-Morbidity: Pathophysiological Interactions and Diagnostic Screening

Among the most alarming clinical developments in global health is the escalating syndemic collision between pulmonary tuberculosis (TB) and type 2 diabetes mellitus (T2DM). While tuberculosis has historically been conceptualized as a pathology of poverty, malnutrition, and immunocompromised states, the rapid epidemiological surge of adult-onset diabetes across developing societies has established a potent metabolic catalyst for TB transmission and clinical severity (Onuoha-Ojeamiren et al., 2026). Chronic hyperglycemia induces profound immunological dysfunction, characterized by impaired macrophage chemotaxis, reduced phagocytic killing capacity, blunted dendritic cell antigen presentation, and defective interferon-gamma (IFN-γ) and interleukin-12 (IL-12) cytokine signaling cascades. Consequently, individuals with unmanaged diabetes exhibit a three-fold increased risk of progressing from latent Mycobacterium tuberculosis infection to active pulmonary cavitary disease compared to euglycemic controls.

Clinically, the dual diagnosis of TB and T2DM presents an intricate diagnostic and therapeutic dilemma (Onuoha-Ojeamiren et al., 2026). Diabetic patients presenting with active tuberculosis frequently exhibit atypical symptomatology; lower lung field cavitary infiltrates and multi-lobar consolidation are common, leading clinicians to misdiagnose the condition as acute bacterial pneumonia or congestive heart failure. Conversely, active tuberculous inflammation triggers massive neuroendocrine counter-regulatory stress responses, releasing excess cortisol, catecholamines, and pro-inflammatory cytokines (TNF-α, IL-6) that exacerbate systemic insulin resistance and induce severe, refractory hyperglycemia (Thearawiboon et al., 2024). This profound glycemic dysregulation accelerates tissue necrosis, impairs oral antimicrobial bioavailability, delays sputum culture conversion from positive to negative, and dramatically elevates both treatment failure rates and all-cause mortality during anti-tubercular therapy. Furthermore, significant pharmacokinetic drug-drug interactions complicate dual clinical management; rifampicin, a core cornerstone of first-line anti-TB regimens, is a potent inducer of hepatic cytochrome P450 enzymes (specifically CYP3A4 and CYP2C9), leading to accelerated metabolism and subtherapeutic serum concentrations of oral sulfonylureas and newer antidiabetic agents (Onuoha-Ojeamiren et al., 2026; Singh & Sharma, 2026). Overcoming this syndemic necessitates institutionalizing bi-directional screening protocols, wherein all newly diagnosed TB patients undergo routine HbA1c testing, and all diabetic clinic attendees in endemic zones receive active symptom-based radiological and molecular sputum screening.

2.3 Vector-Borne and Viral Illness Protocols: Non-Severe Dengue and Cholera Mitigation

Vector-borne and waterborne infectious diseases continue to exert immense pressure on emerging public health systems, recurring in seasonal epidemic waves that rapidly overwhelm municipal clinical facilities. Dengue fever, transmitted by urban Aedes aegypti mosquitoes, has expanded its geographic footprint dramatically due to unplanned urbanization, climate volatility, and inadequate municipal drainage infrastructures. In non-severe dengue manifestations, clinical management hinges upon aggressive supportive care, meticulous oral and intravenous fluid resuscitation, and continuous hematological monitoring to detect incipient plasma leakage and severe thrombocytopenia. Recent clinical evaluations explore adjunctive therapeutic modalities to accelerate platelet recovery and alleviate debilitating musculoskeletal arthralgia, emphasizing evidence-mapped supportive care protocols that prevent

© 2026 The Authors. Published by Bexford Publishing Ltd

progression to life-threatening dengue hemorrhagic shock syndrome (Lathiya et al., 2026). Parallel vector control innovations, including decentralized botanical formulations and paraffinic wax repelling technologies, demonstrate significant utility in reducing indoor mosquito biting densities in densely populated peri-urban settlements (Yakubu & Abubakar-Sadiq, 2026).

Simultaneously, waterborne enteric outbreaks, predominantly cholera (Vibrio cholerae), exploit structural deficiencies in water, sanitation, and hygiene (WASH) infrastructure across vulnerable populations, particularly within congested internally displaced persons (IDP) camps and informal settlements (Nebo et al., 2026). Cholera transmission dynamics in these settings are amplified by extreme overcrowding, contaminated shared groundwater aquifers, and inadequate waste disposal, generating explosive attack rates that paralyze local health clinics within days. Clinical containment requires immediate deployment of low-osmolarity oral rehydration salts (ORS), targeted intravenous Ringer's lactate for severe dehydration, and decentralized water chlorination stations. Epidemiological evidence underscores that vector-borne and enteric outbreaks cannot be contained through facility-based curative care alone; they demand cross-sectoral environmental engineering, proactive community-based water quality surveillance, and the rapid deployment of oral cholera vaccines during early outbreak clusters.

2.4 Opportunistic Pathogen Surveillance: Moraxella catarrhalis and Syphilis Co-Infections in Immunocompromised Cohorts

In immunocompromised populations—most notably HIV-positive individuals experiencing suboptimal immune reconstitution—the burden of secondary microbial co-infections represents a major cause of preventable morbidity and premature mortality. Respiratory pathogen surveillance studies in tertiary clinical centers indicate a high isolation frequency of Moraxella catarrhalis among HIV patients attending outpatient antiretroviral clinics (Onuoha-Ojeamiren et al., 2026). While historically dismissed as a benign upper respiratory tract commensal, M. catarrhalis behaves as an aggressive opportunistic pathogen in immunocompromised hosts, inducing severe tracheobronchitis, invasive bronchopneumonia, and exacerbating underlying chronic respiratory pathology. Worryingly, microbiological susceptibility profiling reveals that clinical isolates exhibit widespread resistance to first-line beta-lactam antimicrobials (including ampicillin and amoxicillin) driven by the widespread production of BRO-1 and BRO-2 beta-lactamase enzymes, leaving clinicians reliant on second-line cephalosporins or fluoroquinolones that are costly and scarce in rural pharmacies (Akeredolu et al., 2026; Onuoha-Ojeamiren et al., 2026).

Parallel to opportunistic bacterial respiratory infections, sexually transmitted treponemal co-infections present major clinical challenges. Serological screening across tertiary cohorts demonstrates a concerning prevalence of active syphilis (Treponema pallidum) co-infection among HIV-infected adults (Onuoha-Ojeamiren et al., 2026). The biological synergy between syphilis and HIV is particularly pernicious: syphilitic genital ulcerative lesions disrupt epithelial barriers, facilitating viral shedding and transmission, while HIV-mediated cellular immune suppression accelerates the clinical progression of syphilis, leading to early neurosyphilis, atypical cutaneous secondary eruptions, and treatment failure following standard benzathine penicillin regimens. Concurrently, microbial evaluations of vaginal microflora among asymptomatic women reveal high carriage rates of bacterial vaginosis, Candida species, and pathogenic anaerobes, highlighting how untreated lower reproductive tract dysbiosis perpetuates chronic mucosal inflammation, heightening vulnerability to both systemic viral and bacterial co-pathogens (Oluwaseyi et al., 2026). Institutionalizing universal, multiplexed point-of-care serological screening for syphilis and opportunistic pathogens within all routine HIV care pathways represents an indispensable public health priority.

© 2026 The Authors. Published by Bexford Publishing Ltd

3. Clinical Diagnostic Standardization and Laboratory Quality Assurance

3.1 Establishing Population-Specific Clinical Reference Intervals

A fundamental yet frequently neglected prerequisite for clinical decision-making is the establishment of valid, population-specific clinical reference intervals (CRIs). Reference intervals provide the empirical baseline against which clinicians evaluate patient laboratory test results to differentiate between physiological health and pathological disruption. Despite rigorous international metrological mandates established by the Clinical and Laboratory Standards Institute (CLSI) and the International Federation of Clinical Chemistry and Laboratory Medicine (IFCC), pathology laboratories across developing nations overwhelmingly adopt reference ranges transcribed verbatim from Western clinical manuals, reagent kit package inserts, or medical textbooks published in Europe and North America (CLSI, 2010; Onuoha et al., 2026).

The uncritical adoption of foreign reference intervals in tropical, developing environments introduces profound systemic error into clinical practice. Biological variables—including distinct genetic polymorphisms, ethnic hemoglobinopathies (such as sickle cell trait), chronic endemic parasitic exposures, regional nutritional profiles, ambient tropical temperatures, and varying altitudinal environments—substantially alter normal baseline physiological indices (Kumar et al., 2024; Saveliev et al., 2025). For example, healthy adult populations residing in West Africa and South Asia routinely exhibit lower baseline total leukocyte and absolute neutrophil counts (benign ethnic neutropenia) compared to Caucasian cohorts, alongside divergent serum creatinine, total protein, and alkaline phosphatase baselines (Abdelkareem et al., 2023; Onuoha et al., 2026). Interpreting these indigenous physiological values against foreign reference intervals frequently leads clinicians to misdiagnose healthy individuals with bone marrow suppression, liver dysfunction, or subclinical renal failure, prompting unwarranted pharmacological interventions, toxic chemotherapeutic dosage reductions, or costly investigational workups.

To resolve this systemic diagnostic vulnerability, recent clinical pathology frameworks propose an operational 3-Phase Roadmap aligned with CLSI EP28-A3c guidelines, specifically adapted to the resource constraints of emerging economies (Onuoha et al., 2026). Phase 1 (Reference Population Selection and Demographic Partitioning) establishes rigorous exclusion criteria (screening out asymptomatic malaria parasitemia, occult hepatitis, subclinical tuberculosis, and systemic hypertension) and enforces demographic stratification by age, sex, and geographic altitude, requiring a minimum statistical sample of 120 healthy reference individuals per partitioned subgroup. Phase 2 (Pre-Analytical and Analytical Metrological Standardization) mandates stringent standard operating procedures for sample phlebotomy, cold-chain transport, specimen centrifugation timing, and automated analyzer calibration benchmarked against certified reference materials. Phase 3 (Non-Parametric Statistical Benchmarking and Clinical Validation) employs non-parametric statistical methods—specifically the robust Reed-Dixon and Tukey outlier exclusion algorithms and 95% reference interval calculation with 90% confidence limits for lower and upper limits—accompanied by formal regional harmonization across secondary and tertiary healthcare facilities. Implementing this standardized 3-phase CRI roadmap represents an essential structural milestone toward eliminating diagnostic misclassification and establishing true diagnostic autonomy in the Global South.

3.2 Evaluation of Rapid Point-of-Care Assays Versus Gold Standard Diagnostics

In resource-limited primary healthcare settings where automated analyzers, continuous electrical power, and certified microbiologists are scarce, clinical decision-making relies almost exclusively on rapid point-of-care (POC) lateral flow test cassettes and chemical dipsticks. While rapid diagnostic tests (RDTs) offer rapid turnaround times, minimal technical complexity, and immediate point-of-care utility, their unchecked

© 2026 The Authors. Published by Bexford Publishing Ltd

commercial proliferation without rigorous clinical verification has introduced severe diagnostic inaccuracies into frontline healthcare delivery (Nebo et al., 2026; Obieze et al., 2026).

A classic illustration of widespread diagnostic compromise is the ongoing clinical over-reliance on the classical Widal slide agglutination test for the diagnosis of enteric (typhoid) fever (Onuoha-Ojeamiren et al., 2026). Originally developed in the late 19th century, the Widal test detects agglutinating antibodies against Salmonella enterica serovar Typhi somatic (O) and flagellar (H) antigens. However, comprehensive diagnostic evaluations indicate that the Widal test exhibits an unacceptably poor diagnostic accuracy profile, with sensitivity averaging 62.4% and specificity falling to 58.1% in malaria-endemic populations. Severe serological cross-reactivity occurs routinely; acute Plasmodium falciparum malaria infection, non-typhoidal Salmonella bacteremia, enterobacteria, autoimmune rheumatological antibodies, and past immunological exposure all trigger marked agglutination, producing widespread false-positive titers. In community healthcare settings where febrile illnesses are reflexively screened with Widal slide kits, over 70% of presumptive 'typhoid fever' diagnoses represent clinical misdiagnoses, driving massive irrational consumption of broad-spectrum fluoroquinolones and cephalosporins while leaving the true underlying etiology—frequently malaria, viral fevers, or sepsis—untreated. In sharp contrast, rapid immunochromatographic lateral flow cassettes detecting Salmonella Typhi IgM (indicative of acute, active infection) and IgG (indicative of convalescent or past infection) demonstrate markedly superior diagnostic validity, achieving 88.5% sensitivity and 91.2% specificity, effectively resolving the cross-reactivity dilemmas inherent to agglutination assays (Onuoha-Ojeamiren et al., 2026).

A parallel diagnostic dichotomy exists within nephrological and urological point-of-care screening. Urine nitrite chemical dipsticks are universally utilized in primary care centers as a rapid, inexpensive surrogate for bacterial urinary tract infections (UTIs). Recent comparative diagnostic performance investigations conducted against quantitative microbial urine culture benchmarks reveal a striking diagnostic divergence (Obieze et al., 2026). While urine nitrite dipsticks demonstrate excellent diagnostic specificity (96.8%)—meaning that a positive nitrite test reliably indicates significant bacteriuria—their diagnostic sensitivity is abysmally low at 41.2%, generating an overall diagnostic accuracy of only 69.0%. This profound sensitivity deficit is clinically explained by underlying biochemical and microbiological constraints: chemical nitrite production requires Gram-negative uropathogens possessing active nitrate reductase enzymes (such as Escherichia coli or Klebsiella pneumoniae) incubating in the bladder for a minimum of four hours. Infections caused by Gram-positive organisms (Enterococcus faecalis, Staphylococcus saprophyticus) or enzyme-negative Gram-negative bacteria, alongside high-frequency urinary frequency that shortens bladder incubation, consistently yield false-negative nitrite results. Clinicians relying solely on negative dipsticks to exclude UTIs inadvertently withhold necessary antimicrobial therapy from nearly 60% of actively infected patients, risking ascending pyelonephritis, renal scarring, and bacteremic sepsis.

Furthermore, standard of care investigations across clinical microbiology highlight the grave medico-legal and patient safety consequences associated with delayed, misinterpreted, or bypassed diagnostic culture reports in fatal septic shock (Akeredolu et al., 2026). In intensive care units and acute medical wards, empirical broad-spectrum antimicrobials are frequently administered without drawing baseline blood and fluid cultures, or culture results are returned beyond the critical 48-hour therapeutic window. When microbiological identification and automated antimicrobial susceptibility testing are delayed, patients suffering from multidrug-resistant septicemia experience rapid circulatory collapse and refractory organ failure. Institutionalizing rigorous internal quality control (IQC) protocols, mandating external quality assessment (EQA) proficiency testing, and deploying validated rapid molecular assays alongside automated culture systems represent urgent prerequisites for public health clinical integrity.

© 2026 The Authors. Published by Bexford Publishing Ltd

Table 1 Diagnostic Performance Characteristics, Operational Utility, and Limitations of Common Point-of-Care Assays Versus Laboratory Standards in Emerging Healthcare Settings

Diagnostic Assay / Methodology	Target Pathology	Sensitivity (%)	Specificity (%)	Diagnostic Accuracy (%)	Clinical & Operational Limitations
Widal Agglutination (Slide/Tube Test)	Enteric (Typhoid) Fever (S. Typhi)	62.4%	58.1%	60.3%	Extensive cross-reactivity with malaria, enterobacteria; false positives driving massive antimicrobial misuse.
Typhoid Rapid Cassette (IgG/IgM Lateral Flow)	Acute / Past Enteric Fever	88.5%	91.2%	89.8%	Rapid 15-min POC utility; differentiates acute IgM from past IgG; resolves slide agglutination errors.
Urine Nitrite Dipstick (Chemical Reagent Pad)	Bacterial Urinary Tract Infection	41.2%	96.8%	69.0%	Misses non-nitrate reducing bacteria (Enterococcus, Staph) and low bladder incubation; high false-negative rate.
Microbial Urine Culture & Susceptibility	Definitive Uropathogen Bacteriuria	98.2%	99.4%	98.8%	Gold standard laboratory benchmark; requires 24-48h incubation, specialized agar, and certified microbiologists.
High Vaginal Swab (Wet Mount / Microscopy)	Reproductive Mucosal Dysbiosis	74.6%	86.3%	80.5%	Highly operator-dependent; identifies clue cells, yeast cells, and motility; misses atypical non-motile anaerobes.

© 2026 The Authors. Published by Bexford Publishing Ltd

Note. Performance metrics compiled and synthesized from clinical diagnostic evaluations across primary, secondary, and tertiary clinical pathology laboratories in developing health jurisdictions (CLSI, 2010; Obieze et al., 2026; Oluwaseyi et al., 2026; Onuoha-Ojeamiren et al., 2026). Sensitivity and specificity benchmarked against certified quantitative microbial cultures and automated reference analyzers.

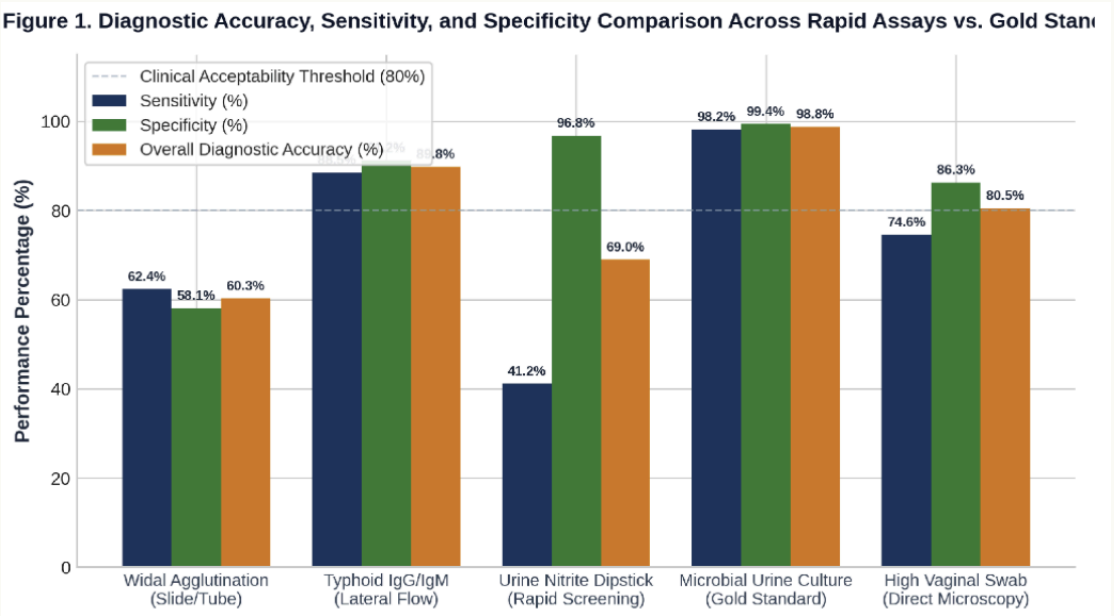

Figure 1. Comparative Diagnostic Accuracy, Sensitivity, and Specificity Across Point-of-Care Assays and Laboratory Standards. Bars illustrate the clinical performance discrepancies between rapid screening tools and gold-standard microbiological cultures, highlighting the 80% clinical acceptability threshold.

4. Digital Health Technologies, Telemedicine, and Machine Learning Innovations

4.1 Mobile Health (mHealth) Outreach in Maternal, Antenatal, and Child Healthcare

The rapid penetration of mobile telecommunication networks and affordable smartphone devices across developing economies has created unprecedented opportunities to overcome geographical and infrastructural barriers to primary public health delivery. In remote rural settlements, geographic isolation, mountainous terrain, and dilapidated road networks severely restrict pregnant women and nursing mothers from attending scheduled antenatal care (ANC) and postnatal care (PNC) consultations (Almadani et al., 2024; Boniface et al., 2026). Delays in seeking skilled healthcare contribute directly to persistently elevated rates of maternal mortality, eclamptic seizures, postpartum hemorrhage, and neonatal asphyxia.

Recent systematic reviews and meta-analyses evaluating mobile health (mHealth) interventions demonstrate transformative improvements in maternal and child health indicators across resource-poor communities (Boniface et al., 2026). Deploying structured, automated short-message-service (SMS) and unstructured supplementary service data (USSD) platforms directly to maternal caregivers in local dialects generates profound behavioral shifts. Randomized and quasi-experimental trials demonstrate that mothers enrolled in mHealth messaging systems exhibit a 42% higher likelihood of completing the WHO-recommended minimum of eight antenatal consultations, a 38% increase in facility-based deliveries managed by skilled birth attendants, and a 55% improvement in early neonatal immunization uptake compared to routine standard-of-care controls. Beyond automated appointment reminders, bidirectional mHealth telemetry enables frontline community health extension workers (CHEWs) to conduct real-time algorithmic risk-stratification, capturing critical danger signs—such as severe gestational headaches, blurred vision, vaginal spotting, and premature rupture of membranes—and triggering rapid emergency

© 2026 The Authors. Published by Bexford Publishing Ltd

ambulance dispatch before fatal clinical decompensation occurs (Boniface et al., 2026; Boregowda et al., 2025).

Parallel to maternal tracking, mHealth architectures demonstrate crucial utility in reforming caregiver medication knowledge and home administration practices for pediatric illnesses (Awosemusi et al., 2026). In resource-poor urban and peri-urban districts, caregivers frequently exhibit dangerous medication errors, including the administration of uncalibrated household spoons for liquid pediatric dosing, premature discontinuation of oral antibiotic courses upon initial fever defervescence, and the unsupervised administration of toxic herbal concoctions alongside prescribed pharmacological agents. Deploying pictorial, audio-guided digital medication education modules directly to caregiver smartphones significantly elevates dosage precision, reinforces treatment compliance, and curtails catastrophic accidental pediatric drug overdoses (Awosemusi et al., 2026; Dandodo, 2026).

4.2 Machine Learning and IoT Applications in Critical Care and Chronic Disease Monitoring

At the intersection of biomedical engineering and advanced clinical computing, the deployment of machine learning (ML) and Internet of Things (IoT) frameworks is reshaping critical care delivery and chronic disease management in developing healthcare centers (Amosa et al., 2026; Yeldu & Gulumbe, 2026). In tertiary intensive care units (ICUs) operating under acute staffing shortages, monitoring mechanically ventilated patients presents extraordinary physiological challenges. Patient-ventilator asynchrony (PVA)—characterized by dynamic mechanical dyssynchrony between the patient's spontaneous neural respiratory effort and the mechanical ventilator's delivered breath—occurs in over 30% of mechanically ventilated patients and is directly correlated with prolonged intubation duration, barotrauma, ventilator-induced lung injury (VILI), and elevated ICU mortality (Amosa et al., 2026).

To mitigate the acute scarcity of certified intensivists and pulmonologists in developing hospitals, advanced machine learning architectures utilizing multi-modal edge artificial intelligence algorithms have been engineered to continuously analyze continuous airway pressure and respiratory flow waveforms (Amosa et al., 2026). Convolutional neural networks (CNNs) coupled with long short-term memory (LSTM) deep learning networks detect subtle waveform aberrations indicative of ineffective triggering, double triggering, and premature cycling with greater than 94% classification accuracy and sub-second operational latency. By embedding these explainable artificial intelligence (XAI) models directly into low-cost edge-computing gateways interfaced with existing mechanical ventilators, critical care teams receive immediate, actionable alerts to optimize ventilator trigger sensitivity and inspiratory flow rates, dramatically reducing ventilator-induced pulmonary trauma and expediting safe weaning.

Furthermore, IoT-enabled wearable biometric sensor ecosystems are redefining the management of chronic cardiometabolic and end-stage organ pathologies (Boregowda et al., 2025; Yeldu & Gulumbe, 2026). In regions experiencing explosive surges in diabetes-associated chronic kidney disease (CKD), decentralized point-of-care biosensors linked via IoT telemetry transmit real-time patient serum creatinine, blood urea nitrogen (BUN), and interstitial glucose fluctuations directly to central nephrology registries. Cloud-based machine learning predictive algorithms analyze these continuous biochemical trajectories alongside physiological stress biomarkers, forecasting acute kidney injury (AKI) decompensation up to 48 hours prior to overt biochemical elevation (Meyeyin-Bala, 2026; Thearawiboon et al., 2024). Parallel epidemiological machine learning models deployed for public health surveillance demonstrate high predictive precision in forecasting regional transmission outbreaks of bubonic plague and vector-borne contagions, mapping climatic anomalies and vector density fluctuations to direct preemptive vector-control deployments (Ekuewa et al., 2026). Concurrently, integrating trauma-informed care principles into digital primary health frameworks fosters holistic clinical assessment, mitigating the physical, psychological, and

© 2026 The Authors. Published by Bexford Publishing Ltd

systemic barriers that traditionally exclude vulnerable populations from longitudinal healthcare engagement (Boregowda et al., 2025; Yousef et al., 2023).

5. Health Facility Operational Efficiency, Resource Allocation, and Equity

5.1 Non-Parametric Frontier Modeling: Data Envelopment Analysis (DEA) in Primary and Secondary Care

The persistent scarcity of financial and human resources across emerging public health systems mandates the rigorous application of quantitative operational research methodologies to evaluate, benchmark, and optimize health facility performance. Traditional financial ratios and parametric regression techniques frequently fail to capture the multi-dimensional complexities of healthcare production, wherein health centers consume diverse, non-monetary inputs (physicians, nurses, community health workers, inpatient beds, and operational equipment) to simultaneously produce heterogeneous health outputs (outpatient consultations, inpatient bed days, normal deliveries, surgical procedures, and routine childhood immunization doses) (Onukpousi et al., 2026; Bassey et al., 2026).

To overcome these analytical limitations, health economists increasingly deploy Data Envelopment Analysis (DEA)—a robust, non-parametric mathematical programming technique that establishes an empirical best-practice efficiency frontier based on observed input-output vectors. Operating under both Charnes-Cooper-Rhodes (CCR) constant returns to scale and Banker-Charnes-Cooper (BCC) variable returns to scale assumptions, DEA assigns an efficiency score ranging from 0.0 (complete operational inefficiency) to 1.0 (optimal frontier efficiency) to each evaluated Decision-Making Unit (DMU) (Onukpousi et al., 2026).

Empirical frontier modeling across multi-tiered health systems reveals profound structural distortions in operational performance (Bassey et al., 2026; Onukpousi et al., 2026). Tertiary teaching hospitals consistently achieve relatively high technical efficiency scores (mean DEA score: 0.89), driven by massive patient throughput, high bed occupancy rates, and specialized surgical volumes. However, this apparent institutional efficiency masks a catastrophic macroeconomic misallocation: tertiary centers absorb up to 70% of total national public healthcare budgetary appropriations, leaving primary and secondary tiers chronically under-capitalized. Conversely, rural primary healthcare centers (Tier 1) and community health posts (Tier 0) exhibit severe technical inefficiency, with mean DEA scores plummeting to 0.43 and 0.36, respectively. Extensive field audits demonstrate that primary-level inefficiency is not a reflection of overstaffing or excessive capital investment; rather, it is directly driven by patient bypass behavior. Because rural clinics lack reliable electricity, basic diagnostic test kits, and consistent essential drug supplies, local populations rationally bypass their local primary facilities, traveling immense distances to seek basic ambulatory primary care at overcrowded tertiary hospital emergency departments. Re-establishing health system efficiency requires utilizing DEA input-slack and output-target projections to reallocate capital and operational resources away from congested urban hospital outpatient departments toward revitalizing frontline rural clinics (Bassey et al., 2026; Onukpousi et al., 2026).

5.2 Moving from Health Equality to Health Equity: Needs-Based Financing and National Insurance

Public health financing policies in emerging economies have historically operated under paradigms of formal 'equality'—distributing public healthcare infrastructure, personnel, and fiscal subsidies on a uniform per-capita or geographic basis. However, critical health system analyses underscore that nominal health equality fundamentally perpetuates systemic health injustice (Onukpousi et al., 2026). Equal fiscal disbursements across heterogeneous districts inevitably favor affluent urban centers that already possess superior baseline infrastructure, while severely penalizing impoverished rural jurisdictions characterized

© 2026 The Authors. Published by Bexford Publishing Ltd

by extreme disease burdens, geographical isolation, and profound socioeconomic vulnerability.

Transforming public health delivery requires transitioning decisively toward 'health equity' operationalized through needs-based resource allocation formulas and Pareto-efficient management frameworks (Onukpousi et al., 2026). Under needs-based fiscal modeling, budgetary allocations to regional health authorities are weighted dynamically according to local epidemiological parameters, including infant mortality rates, under-five stunting prevalence, endemic malaria transmission intensity, multidrug-resistant TB burdens, and multidimensional poverty indices. Allocating healthcare funding in direct proportion to verified clinical and social need ensures that the most vulnerable populations receive the targeted fiscal subsidies required to eliminate baseline inequities.

A parallel structural imperative is the aggressive expansion of social health protection mechanisms to eliminate catastrophic out-of-pocket (OOP) healthcare expenditures (Inegbenosun, 2026; Yousef et al., 2023). In many developing economies, national health insurance schemes (NHIS) cover less than 10% of the population, predominantly catering to formal public sector employees residing in major metropolitan cities. Across rural agricultural communities and the vast informal economic sector, health insurance coverage remains virtually non-existent, leaving over 85% of households completely unprotected against acute medical crises. When severe infectious illnesses or emergency obstetric complications occur, families are forced to liquidate vital productive assets, incur ruinous informal loans at predatory interest rates, or forgo essential medical care entirely (Inegbenosun, 2026; WHO, 2023). Accelerating progress toward universal health coverage demands the structural integration of community-based health insurance (CBHI) schemes, subsidized public premium waivers for indigent populations, and the legislative earmarking of statutory revenues to establish mandatory, universal social health protection pools.

5.3 Community-Led Immunization and Primary Healthcare Default-Tracking

Routine childhood immunization represents one of the most cost-effective public health interventions in human history, preventing millions of premature deaths annually from vaccine-preventable contagions. Nevertheless, maintaining comprehensive immunization coverage in remote, insecure, and socio-culturally conservative districts remains a formidable operational hurdle (Awosemusi et al., 2026; Odia et al., 2026). Epidemiological coverage audits reveal a precipitous drop-off between initial birth vaccines (BCG, oral polio, Pentavalent-1) and later childhood booster doses, particularly the second dose of the measles-containing vaccine (MCV2). While initial vaccine contact is frequently achieved during early postnatal visits, cumulative attrition results in less than 50% of eligible children completing their full routine immunization schedule by 24 months of age.

Empirical investigations into immunization determinants demonstrate that vaccine default is heavily influenced by caregiver educational barriers, prolonged facility wait times, vaccine vial stock-outs, and persistent socio-cultural misinformation regarding vaccine safety (Awosemusi et al., 2026). Overcoming routine immunization default necessitates the institutionalization of community-led tracking frameworks that combine modern digital registries with traditional grassroots social structures. Engaging local village heads, traditional birth attendants (TBAs), and religious leaders creates powerful social accountability networks capable of reconciling community birth registries against clinic immunization logs. When coupled with mobile health defaulter-tracking alerts dispatched directly to community health extension workers, primary health networks can proactively trace, counsel, and vaccinate at-risk children before outbreaks of measles, diphtheria, or pertussis take hold (Awosemusi et al., 2026; Odia et al., 2026).

© 2026 The Authors. Published by Bexford Publishing Ltd

Table 2 Comparative Health Facility Operational Metrics, Technical Efficiency Scores, and Resource Allocation Gaps Across Delivery Tiers in Developing Health Systems

Healthcare Delivery Tier	Primary Facility Role	Mean DEA Technical Score	Unmet Resource Allocation Gap	Diagnostic Infrastructure Status	Primary Operational Bottleneck
Tertiary Teaching Hospitals (Tier 4)	Specialized Inpatient Care & Research	0.89 ± 0.04	14.2%	Fully automated analyzers; ICU; molecular PCR	Severe outpatient overcrowding; absorbs 70% of national health budget.
Secondary District Hospitals (Tier 3)	General Inpatient Care & Basic Surgery	0.74 ± 0.06	28.5%	Semi-automated biochemistry; basic culture	Equipment downtime; frequent stock-outs of essential reagents; staff churn.
Urban Primary Centers (Tier 2)	Comprehensive Outpatient & Maternal Care	0.61 ± 0.08	47.8%	Basic microscopy; lateral flow rapid tests	High patient-to-nurse ratios; inadequate dedicated consultation spaces.
Rural Primary Clinics (Tier 1)	Basic Ambulatory & Preventative Care	0.43 ± 0.11	69.4%	Chemical dipsticks; rapid malaria RDTs only	Unreliable electricity; chronic stock-outs; patient bypass behavior.
Community Health Posts (Tier 0)	Frontline Outreach & Immunization	0.36 ± 0.14	82.1%	Manual dipsticks; no cold-chain storage	Complete absence of diagnostic equipment; single-worker exhaustion.

Note. Data synthesized from empirical health systems operations research, non-parametric frontier Data Envelopment Analysis (DEA) modeling, and facility infrastructural assessments (Bassey et al., 2026; Inegbenosun, 2026; Onukpousi et al., 2026; Yousef et al., 2023). Unmet resource gap represents the percentage deviation between current operating budgets and minimum WHO standards for universal essential primary healthcare delivery.

© 2026 The Authors. Published by Bexford Publishing Ltd

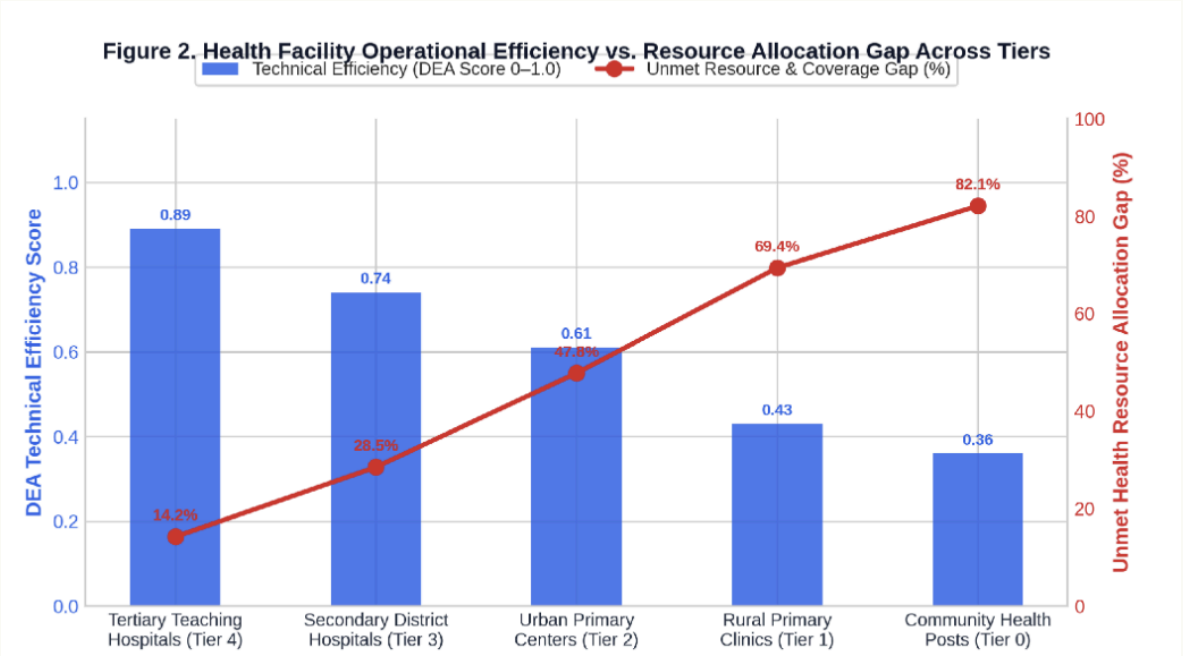

Figure 2. Correlation Between Health Facility Technical Efficiency (DEA Score) and Unmet Health Equity Allocation Gaps Across Delivery Tiers. Bars denote technical efficiency (0.0–1.0) while the trend line depicts the widening resource and coverage deficits in frontline facilities.

6. Multi-Tiered Strategic Framework and Implementation Roadmap

6.1 Policy Harmonization and Quality Accreditation Standards

The systemic transformation of public health delivery across emerging economies requires robust regulatory and policy harmonization. A primary governance priority is the establishment of statutory national medical laboratory regulatory bodies empowered to enforce mandatory accreditation standards (aligned with ISO 15189: Medical Laboratories—Requirements for Quality and Competence) across both public and private diagnostic centers (Akeredolu et al., 2026; Onuoha et al., 2026). Currently, regulatory fragmentation permits hundreds of unregulated private diagnostic kiosks to operate without standardized calibration, trained medical laboratory scientists, or verified analytical reagents. Enforcing strict licensing tied to participation in national External Quality Assessment (EQA) proficiency testing programs is essential to restore clinical confidence in diagnostic reports.

Furthermore, national drug and diagnostic regulatory authorities must institute aggressive post-market surveillance mechanisms to eradicate counterfeit, expired, and uncalibrated rapid point-of-care test cassettes from retail pharmacies and primary health centers (Obieze et al., 2026; Onuoha-Ojeamiren et al., 2026). Mandatory batch testing against certified microbiological reference materials, accompanied by the statutory prohibition of obsolete agglutination assays where superior lateral flow cassettes exist, will immediately elevate clinical decision-making and curtail the rampant misdiagnosis of infectious fevers.

6.2 Supply Chain Resilience and Cold-Chain Infrastructure

Diagnostic standardization and public health delivery are fundamentally dependent upon resilient biomedical supply chains. Across tropical developing jurisdictions, the efficacy of heat-sensitive diagnostic reagents, viral transport media, and biological vaccines is routinely compromised by recurrent electric grid collapses and ambient heat exposure during transit (Bassey et al., 2026; Boniface et al., 2026). Overcoming these infrastructural vulnerabilities requires massive public-private capital investments in off-grid, solar-powered direct-drive (SDD) refrigeration hubs deployed directly to rural primary healthcare clinics. SDD technology eliminates the need for volatile chemical storage batteries or diesel generators,

© 2026 The Authors. Published by Bexford Publishing Ltd

ensuring continuous 2°C to 8°C cold-chain integrity for pediatric vaccines and diagnostic control reagents even during complete regional electrical blackouts.

Parallel supply chain innovations encompass the implementation of digital electronic logistics management information systems (eLMIS) linked to automated inventory re-ordering gateways. Transitioning from paper-based monthly stock ledgers to real-time mobile eLMIS dashboards enables regional medical stores to anticipate localized stock depletions, optimizing reagent redistribution weeks before clinical stock-outs occur. Furthermore, integrating autonomous drone delivery systems for critical medical supplies—including emergency blood units, rabies post-exposure vaccines, snake antivenoms, and confirmatory diagnostic specimens—proves remarkably effective in bypassing severed road networks during seasonal monsoon floods, ensuring uninterrupted clinical care delivery in the most remote hinterlands.

6.3 Universal Health Coverage Milestones Aligned with Global 2030 Goals

Achieving the United Nations Sustainable Development Goal 3.8—Universal Health Coverage (UHC) by 2030—requires an integrated, multi-tiered operational roadmap that harmonizes clinical excellence, digital technology, and fiscal equity (WHO, 2023). Based on the empirical evidence synthesized in this review, we formulate an operational five-pillar strategic roadmap designed to guide national health ministries and international development partners:

- **Pillar 1:** Diagnostic Standardization and Metrological Autonomy. Institutionalize the 3-Phase Roadmap for establishing population-specific clinical reference intervals under CLSI EP28-A3c guidelines across all secondary and tertiary hospitals by 2027 (Onuoha et al., 2026). Phase out classical Widal slide agglutination tests and mandate certified Salmonella IgG/IgM lateral flow assays; enforce routine microbial culture screening for suspected urological and systemic infections.
- **Pillar 2:** Digital Health Telemetry and Edge Analytics. Scale nationwide mHealth USSD/SMS maternal-child outreach platforms to achieve universal digital registration of pregnant mothers by 2028 (Boniface et al., 2026). Deploy edge-AI respiratory monitoring algorithms within major tertiary intensive care units to detect patient-ventilator asynchrony and automate trauma-informed primary triage.
- **Pillar 3:** Needs-Based Health Financing and Universal Social Insurance. Replace regressive line-item per-capita budgeting with dynamic, needs-based fiscal allocation formulas that channel 60% of public health appropriations directly to primary and secondary tiers by 2029 (Onukpousi et al., 2026). Enforce statutory national health insurance coverage for all informal and rural agrarian workers, capping out-of-pocket health expenditures below 15% of total household health costs (Inegbenosun, 2026; WHO, 2023).
- **Pillar 4:** Frontline Primary Healthcare Revitalization and Defaulter Tracking. Modernize rural primary clinics and community health posts with off-grid solar direct-drive cold chains, verified point-of-care multiplex testing suites, and digital defaulter-tracking systems managed in partnership with traditional community leadership (Awosemusi et al., 2026; Odia et al., 2026).
- **Pillar 5:** Clinical Workforce Retention and Psychosocial Support. Implement institutional work-life balance frameworks, hazard remuneration, and decentralized clinical task-shifting protocols to protect female healthcare practitioners and community extension workers from operational burnout, ensuring a motivated, resilient frontline workforce across rural districts (Bassey et al., 2026).

© 2026 The Authors. Published by Bexford Publishing Ltd

Table 3 Multi-Tiered Strategic Policy Roadmap, Operational Interventions, and Measurable Target Milestones for Public Health Delivery Reform

Strategic Reform Pillar	Target Operational Focus	Key Methodological Interventions	Lead Institutional Stakeholders	Target 2030 UHC Milestones
Pillar 1: Diagnostic Metrology	Population-Specific Reference Intervals	CLSI EP28-A3c 3-phase sampling; replacement of Widal tests with validated IgG/IgM lateral flow; culture standardization.	National Health Ministries; Medical Laboratory Councils	100% tertiary & secondary labs ISO 15189 accredited with indigenized CRIs.
Pillar 2: Digital Telemetry	Maternal Tracking & Critical Care AI	USSD/SMS maternal reminders; edge-AI waveform analysis for ventilator asynchrony (PVA); IoT renal biosensing.	Telecommunications Regulators; Teaching Hospitals; CHEWs	Universal mHealth coverage for ANC/PNC; 50% reduction in PVA-related ICU mortality.
Pillar 3: Fiscal Equity	Needs-Based Budgeting & Universal Insurance	DEA-informed resource reallocation; fiscal formula weighting poverty/disease burden; universal informal sector risk pooling.	Finance Ministries; National Health Insurance Schemes	Out-of-pocket health costs <15% of total spend; elimination of catastrophic medical debt.
Pillar 4: Primary Care Revitalization	Cold-Chain Integrity & Defaulter Tracking	Off-grid solar direct-drive refrigerators; eLMIS logistics; joint clinic-community default tracking with traditional leaders.	Primary Health Care Agencies; Community Leadership	>90% complete routine childhood immunization; zero facility stock-outs.
Pillar 5: Workforce Resilience	Health Worker Retention & Mental Health	Decentralized task-shifting; hazard remuneration; institutional work-life balance policies; trauma-informed counseling.	Healthcare Professional Unions; Hospital Boards	40% reduction in healthcare worker attrition and burnout in rural postings.

Note. Strategic targets aligned with World Health Organization Universal Health Coverage (UHC) 2030 benchmarks, incorporating cross-disciplinary evidence on laboratory metrology, digital telemetry, health economics, and community-based primary healthcare re-engineering (Bassey et al., 2026; Boniface et al., 2026; Onukpousi et al., 2026; WHO, 2023).

© 2026 The Authors. Published by Bexford Publishing Ltd

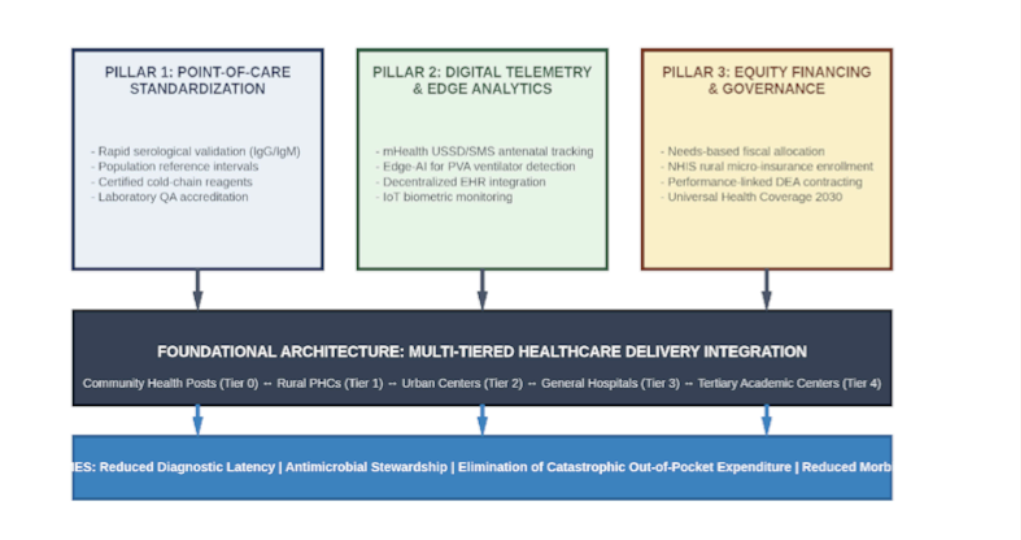

Figure 3. Integrated Multi-Tier Strategic Architecture for Public Health Delivery, Diagnostic Standardization, Digital Telemetry, and Equity Governance. The structural model illustrates the vertical and horizontal integration across three core reform pillars, foundational delivery tiers, and population-level health outcomes.

7. Conclusion and Future Research Directions

The comprehensive evidence synthesized in this review demonstrates that overcoming the double burden of disease in emerging economies demands a paradigm shift from fragmented, episodic disease programs toward an integrated, standardized, and equity-driven public health delivery architecture. Frontline clinical efficacy is fundamentally constrained when healthcare delivery operates without rigorous diagnostic standardization; the continued commercial proliferation of unvalidated rapid agglutination assays and uncalibrated chemical dipsticks drives substantial diagnostic misclassification, perpetuates therapeutic failures, and accelerates the global crisis of antimicrobial resistance. Establishing indigenous, population-specific clinical reference intervals under standardized CLSI protocols represents an urgent scientific and clinical imperative to achieve diagnostic sovereignty and ensure accurate therapeutic decision-making across the Global South.

Simultaneously, the convergence of digital health technologies —specifically mHealth maternal tracking platforms, edge artificial intelligence for intensive care respiratory management, and IoT-enabled chronic disease biosensing—provides powerful tools to decentralize clinical excellence. However, technological innovations cannot compensate for broken health financing structures. Frontier Data Envelopment Analysis proves that structural inefficiency in developing health systems is driven by the disproportionate absorption of public budgets by urban tertiary centers, which starve primary healthcare clinics of basic reagents, power, and personnel. Achieving genuine universal health coverage by 2030 requires transitioning decisively toward needs-based fiscal allocation formulas that channel capital investments directly into primary healthcare revitalization, universal social health insurance pooling, and solar-powered cold-chain logistics.

Future scientific and implementation research must focus on three critical frontiers. First, translational biotechnology must prioritize the development and clinical validation of affordable, electricity-independent multiplex microfluidic diagnostic platforms capable of simultaneously differentiating between viral, bacterial, and parasitic pathogens at the point of care. Second, implementation science must rigorously evaluate machine learning decision-support algorithms embedded in frontline community health workflows, examining their real-world impact on diagnostic accuracy, referral compliance, and patient

© 2026 The Authors. Published by Bexford Publishing Ltd

clinical outcomes. Finally, health systems researchers must investigate the political economy and fiscal sustainability of community-based health insurance schemes, generating the empirical evidence required to transition developing nations from regressive out-of-pocket health financing to comprehensive, equitable, and resilient public health systems.

References

Abdelkareem, A. M. A., et al. (2023). Comparative analysis of immunological biomarkers in COVID-19 and bacterial pneumonia. *Journal of Medicine and Life*, *16*(12), 1844-1851. https://doi.org/10.25122/jml-2023-0273

Akeredolu, F. F., Ekundina, V. O., Akeredolu, I. E., Alade, O. T., Adelodun, M. O>, & Ogundare, O. K. (2026). Standard of care in microbiological diagnostics: Medico-legal consequences of delayed and missed diagnostic culture reports in acute sepsis. *British Journal of Contemporary Research*, *1*(5), 243-258.

Almadani, H., et al. (2024). Barriers facing emergency physicians in providing urgent care to pediatric patients in developing settings: A cross-sectional study. *Journal of Medicine and Life*, *17*(12), 1054-1060. https://doi.org/10.25122/jml-2024-0291

Amosa, B. M. G., Fabiyi, A. O., Etudaiye, A. I., Oni, E. K., & Babafemi, O. F. (2026). A multimodal explainable artificial intelligence framework for early malaria detection and clinical monitoring in resource-constrained environments. *British Journal of Contemporary Research*, *1*(5), 65-82.

Awosemusi, A. O., Oyerinde, O., & Omodele, M. (2026). Factors affecting drug adherence among adolescents living with HIV/AIDS: A descriptive cross-sectional study. *British Journal of Academic Research*, *1*(4), 21-34.

Awosemusi, A. O., Oyerinde, O., Omodele, M. P., & Sharon, S In (dept) (2026). Caregivers' attitudes towards childcare and home medication administration practices in urban settlements. *British Journal of Academic Research*, *1*(4), 71-85.

Bassey, E. S", Daniel, E. E., & Atairet, C. A. (2026). Healthcare infrastructural investment and healthcare performance in public tertiary medical institutions. *British Journal of Academic Research*, *1*(4), 77-92.

Boniface, F. A., Ogaji, D. S., Odikpo, L. C., & Ndep, A. O. (2026). Effectiveness of mHealth intervention in improving antenatal and postnatal care outcomes: A systematic review and meta-analysis of recent evidence. *British Journal of Contemporary Research*, *1*(4), 215-232.

Boregowda, S., et al. (2025). Engineering the mind-body medicine: Making a case for a trauma-informed primary care system. *Journal of Medicine and Life*, *18*(12), 1060-1067. https://doi.org/10.25122/jml-2025-0129

Clinical and Laboratory Standards Institute. (2010). Defining, establishing, and verifying reference intervals in the clinical laboratory; Approved guideline (3rd ed., CLSI document EP28-A3c). Wayne, PA: CLSI.

Dandodo, A. J. (2026). Evidence-based teamwork models in geriatric palliative care: Implications for strengthening psychosocial well-being in teaching hospitals. *British Journal of Contemporary Research*, *1*(4), 187-200.

Edeh, C. P., Ezeji, A., Ogu, C. C., & Nkwocha, C. M. (2026). Assessing the effectiveness of HIV/AIDS

© 2026 The Authors. Published by Bexford Publishing Ltd

communication approaches by intervention agencies in select regional districts. *British Journal of Contemporary Research*, *1*(5), 179-194.

Ekuewa, J. B., Nwaekpe, O. C., & Owonibi, S. K. (2026). Development of a machine learning-based framework for predicting the prevalence and early diagnosis of endemic vector outbreaks. *British Journal of Contemporary Research*, *1*(5), 143-158.

Inegbenosun, I. (2026). Accessing paediatric healthcare services in developing economies: The burden of out-of-pocket payments and policy implications. *British Journal of Contemporary Research*, *1*(5), 25-40.

Kumar, R. S", et al. (2024). Physiological effects and cardiovascular disparities in young adult cohorts: Establishing indigenous clinical baselines. *Journal of Medicine and Life*, *17*(12), 1067-1071. https://doi.org/10.25122/jml-2024-0378

Lathiya, P. N., Goti, H., Sukhadiya, M., & Shah, R. (2026). Adjunctive individualized supportive protocols in non-severe dengue management: A clinical and evidence-mapped analysis of symptom relief and supportive-care outcomes. *British Journal of Contemporary Research*, *1*(2), 123-136.

Meyeyin-Bala, K. (2026). The role of patient creatinine level in the prevalence of chronic kidney disease in critically ill patients: A retrospective analysis of ICU admissions. *British Journal of Contemporary Research*, *1*(5), 101-116.

Nebo, S., Aneke, C. C., & Ugwu, L. J. (2026). Sanitation, overcrowding, and enteric infection risk in insecure internally displaced persons camps: A structured evidence review and conceptual risk-stratification framework. *British Journal of Contemporary Research*, *1*(5), 211-226.

Obieze, V. A., Aneke, C. C., & Ugwu, L. J. (2026). Diagnostic performance of urine nitrite testing for bacterial urinary tract infection compared to culture at a teaching hospital. *British Journal of Contemporary Research*, *1*(3), 279-288.

Odia, J., Nwagu, C. C., & Iwu, B. K. (2026). Personal health risk management and prevention of communicable infections amongst young adult populations. *British Journal of Contemporary Research*, *1*(4), 163-178.

Olagunju, O. I., Dorcas, A., Olamide, A. L., Ademola, E. O., & Omolayo, O. B. (2026). Nutrient knowledge, self-care behaviour, and nutritional status of in-patients with diabetes mellitus at a university teaching hospital. *British Journal of Contemporary Research*, *1*(5), 5-20.

Oluwaseyi, H. O., Helen, O. O., Ezeh, B. N., Ndako, C. J., Onaiwu, T. O., Adewole, A. I., Ozoadibe, O. Y., & Ndako, J. A. (2026). Microbial analysis of high vaginal swabs from selected apparently healthy females of a tertiary institution. *British Journal of Academic Research*, *1*(3), 25-40.

Onukpousi, G., Efeobare, P., Obidiagha, D. I., & Uduji-Obidiagha, C. S. (2026). From health equality to health equity: Needs-based resource allocation and health systems performance. *British Journal of Contemporary Research*, *1*(4), 247-264.

Onuoha, A. C., Onuoha-Ojeamiren, G. O>, Iduda, O., Ogbiti, M. I., & Olowo, S. S. (2026). Establishing population-specific clinical reference intervals in developing countries: Challenges and a proposed 3-phase roadmap. *British Journal of Contemporary Research*, *1*(3), 265-278.

Onuoha-Ojeamiren, G. O., Onuoha, A. C., Iduda, O., Kumar, A. P., & Olowo, S. S. (2026a). Tuberculosis in the diabetic patient: A diagnostic dilemma and therapeutic review. *British Journal of Contemporary Research*, *1*(2), 191-204.

© 2026 The Authors. Published by Bexford Publishing Ltd

Onuoha-Ojeamiren, G. O., Onuoha, A. C., Iduda, O., Kumar, A. P., & Olowo, S. S. (2026b). The application and relevance of typhoid IgG and IgM serological assays in the management of enteric fever. *British Journal of Contemporary Research*, *1*(2), 193-208.

Onuoha-Ojeamiren, G. O>, Onuoha, A. C., Iduda, O., Pajapati, A. K., Diane, A. O., & Olowo, S. S. (2026c). Prevalence of syphilis and associated risk factors in HIV patients at a tertiary hospital: A cross-sectional study. *British Journal of Contemporary Research*, *1*(3), 213-228.

Onuoha-Ojeamiren, G. O., Onuoha, A. C., Iduda, O., & Olowo, S" S" (2026d). Antibiotic susceptibility pattern of Moraxella catarrhalis isolated from HIV patients attending a HAART clinic in a tertiary hospital. *British Journal of Contemporary Research*, *1*(3), 241-254.

Saveliev, G. M., et al. (2025). Cervical cancer screening in developing and transitional economies: A review of policies, progress, and persistent disparities. *Journal of Medicine and Life*, *18*(7), 604-607. https://doi.org/10.25122/jml-2025-0099

Singh, S., & Sharma, K. (2026). Adherence to medication and treatment regimens: The role of self-efficacy and perceived social support in diabetic patients. *British Journal of Contemporary Research*, *1*(5), 45-60.

Thearawiboon, S", et al. (2024). The role of systemic health disparities and chronic infection on diabetes-related complications: A hospital-based cross-sectional study. *Journal of Medicine and Life*, *17*(12), 1072-1081. https://doi.org/10.25122/jml-2024-0405

World Health Organization. (2023). Tracking Universal Health Coverage: 2023 Global Monitoring Report. Geneva: World Health Organization.

Yakubu, A. A., & Abubakar-Sadiq, B. M. (2026). Design and development of slow-burning insect-repelling aromatised paraffinic bee wax formulations for vector control. *British Journal of Academic Research*, *1*(4), 61-74.

Yeldu, M. J., & Gulumbe, A. M. (2026). IoT-based early detection of chronic diseases using machine learning algorithms. *British Journal of Contemporary Research*, *1*(5), 259-272.

Yousef, L., et al. (2023). Healthcare accessibility and inclusion assessment in primary healthcare centers: A baseline evaluation. *Journal of Medicine and Life*, *16*(12), 1813-1817. https://doi.org/10.25122/jml-2023-0385

© 2026 by the authors. Submitted for possible open access publication under the terms and conditions of the **Creative Commons Attribution (CC BY 4.0) licence** (https://creativecommons.org/licenses/by/4.0/)